


X Year Issue 56th Vol. 104

Ashad, 2070 (15 June -15 July, 2013)

Nepal Telecommunications Authority



Management Information System

**Published in
Bhadra, 2070 (August, 2013)**

**P.O. Box No. 9754
Bluestar Office Complex
Tripureshwor, Kathmandu, Nepal
Tel.: +977-1-43101030-38
Fax: +977-1-4101034
E-mail: ntra@nta.gov.np, info@nta.gov.np
URL: www.nta.gov.np**

1. Telecom Statistics at a glance (as of Ashad, 2070, 15 July, 2013)

1.1 Available Voice Telephony Services

Services Operators	Fixed		Mobile		Others		Total
	PSTN	WLL	GSM	CDMA	LMS	GMPCS	
NDCL	641,577	128,052	7,469,327	937,104	-	-	9,176,060
UTL	-	72,203	-	-	647,138	-	719,341
NCELL	-	-	10,526,798	-	-	-	10,526,798
STM*	5,230	-	-	-	155	-	5,385
NSTPL	-	2,950	-	-	146,748	-	149,698
STPL	598	-	-	-	752,656	-	753,254
Others	-	-	-	-	-	1,742	1,742
Total	647,405	203,205	17,996,125	937,104	1,546,697	1,742	21,332,278
	850,610		18,933,229		1,548,439		
Tele-Density							
Services							Penetration Rate %
Fixed							3.21
Mobile							71.46
Others (LM, GMPCS)							5.84
Total							80.51

Population of Nepal 26,494,504 (Source: cbs.gov.np)

1.2 Data/Internet Services

Services	Subscribers				Total
	NDCL	UTL	NCELL	ISPs	
Dialup (PSTN +ISDN)	4,833	-	-	10,547	15,380
Wireless Modem, Optical Fibre Ethernet	-	-	-	56,900	56,900
Cable Modem	-	-	-	18,374	18,374
ADSL	114,534	-	-	-	114,534
GPRS,EDGE,WCDMA	3,019,161	-	3,456,975	-	6,476,136
CDMA 1X, EVDO	136,573	95,675	-	-	232,248
WiMAX	2,566	-	-	-	2,566
Total	3,277,667	95,675	3,456,975	85,821	6,916,138
Internet Penetration Rate %					26.10

1.3 Public Call Centres (PCO)

Services	Subscribers
Rural PCO's of STM Telecom Sanchar Pvt. Ltd.	2,050
Rural PCO's of SMART Telecom Pvt. Ltd.	598
Total	2,648

NDCL- Nepal doorsanchar Company limited

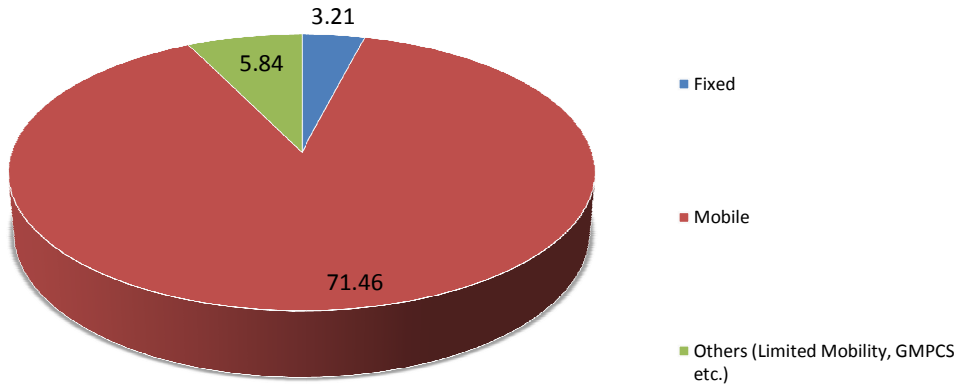
UTL- United Telecom Limited

STM- STM Telecom Sanchar Pvt.Ltd

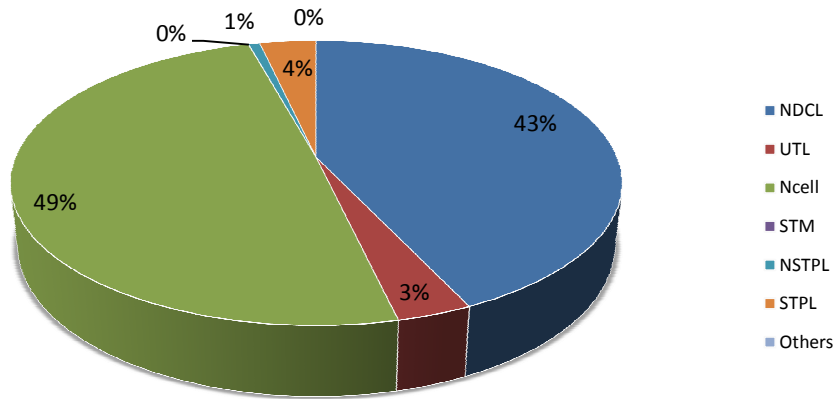
NSTPL- Nepal Satellite Telecom Pvt.Ltd

STPL- Smart Telecom Pvt.Ltd

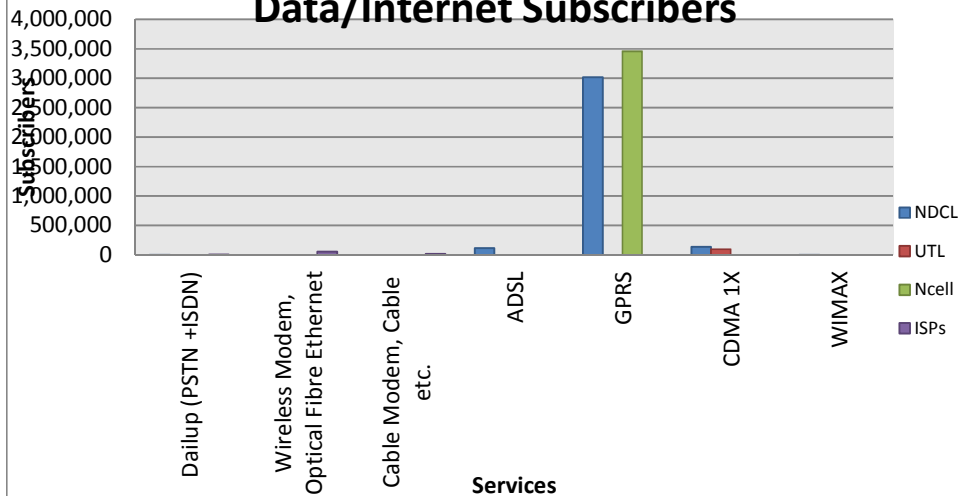
Telephone Peneration Rate



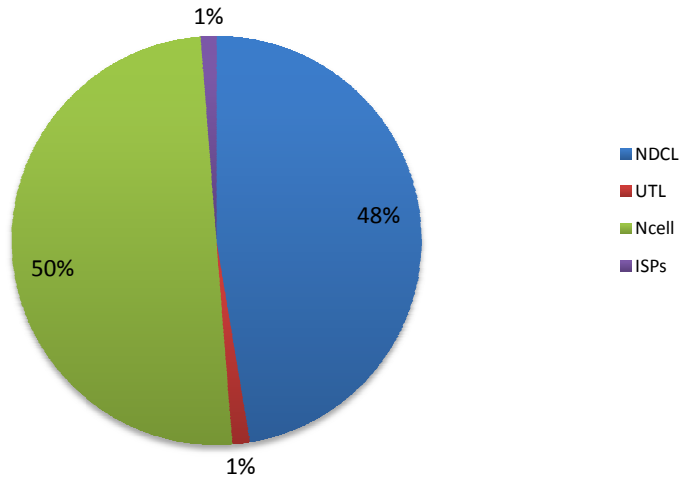
Market Share of Telephone Subscribers



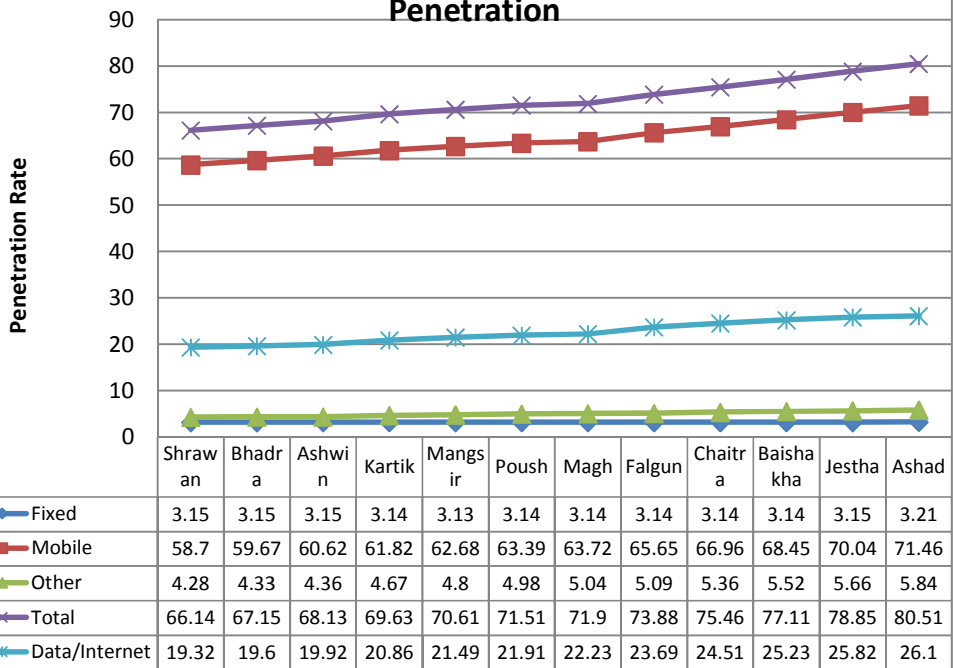
Data/Internet Subscribers



The market share of data/internet subscribers



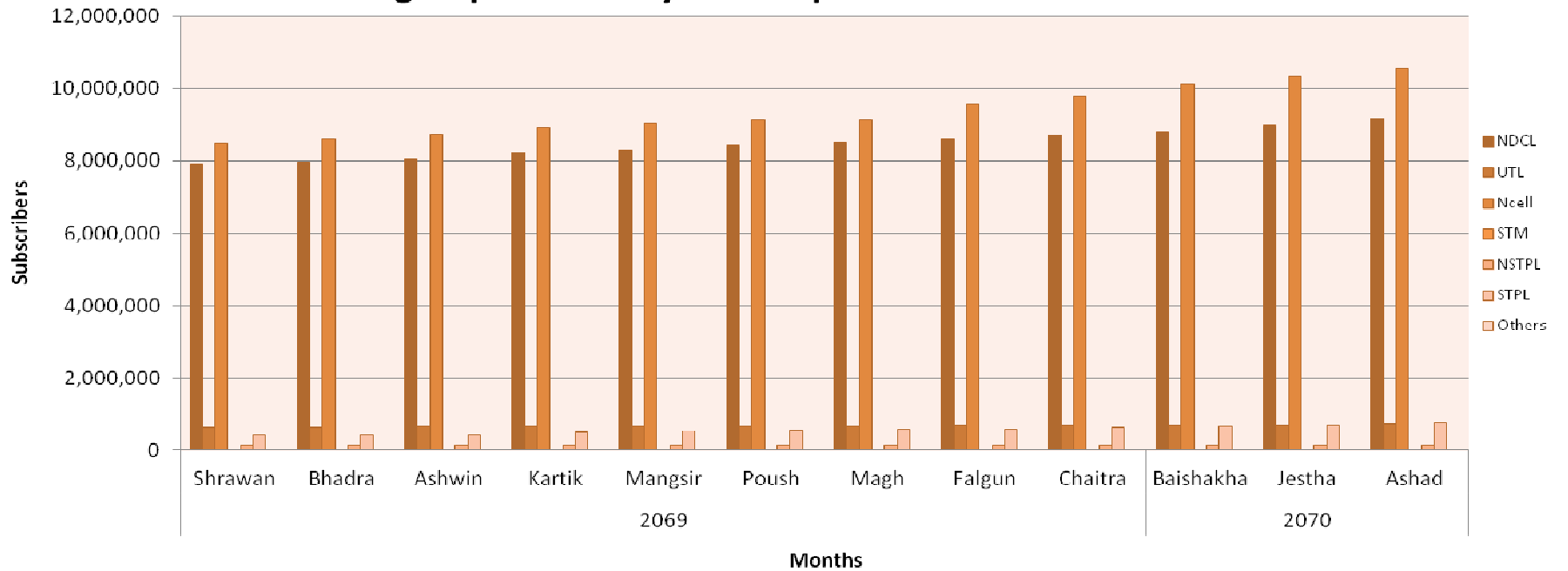
Growth Trend of Voice Telephone and Data Service Penetration



A glimpse of one year telephone subscribers

S.No.	Operators	2069									2070		
		Shrawan	Bhadra	Ashwin	Kartik	Mangsir	Poush	Magh	Falgun	Chaitra	Baishakha	Jestha	Ashad
1	NDCL	7,893,618	7,964,044	8,062,322	8,220,520	8,314,293	8,414,901	8,503,891	8,595,771	8,705,314	8,795,157	8,964,595	9,176,060
2	UTL	645,000	653,637	660,651	667,594	674,129	682,613	682,613	698,298	698,298	709,834	709,834	719,341
3	Ncell	8,492,497	8,603,223	8,757,281	8,912,643	9,045,751	9,133,305	9,133,305	9,553,404	9,790,860	10,096,130	10,346,794	10,526,798
4	STM	5,352	5,354	5,356	5,356	5,357	5,360	5,363	5,363	5,363	5,378	5,385	5,385
5	NSTPL	149,708	149,708	149,708	149,708	149,708	149,708	149,708	149,708	149,708	149,698	149,698	149,698
6	STPL	419,445	419,445	419,445	493,544	521,999	561,469	576,503	576,503	646,169	678,003	713,900	753,254
7	Others	1,742	1,742	1,742	1,742	1,742	1,742	1,742	1,742	1,742	1,742	1,742	1,742

A glimpse of one year telephone subscribers



1.4 Quality of Service Report for the Month of Ashad, 2070: N/A

1.5 Licence issued by NTA** (As of Ashad, 2070, 15 July, 2013)

S.No.	Name of the Services	Number of the licensee
1.	Basic Telecommunications	3
2.	Basic Telephone Service	1*
3.	GSM Cellular Mobile	2
4.	Network Service Provider	7
5.	VSAT User	71
6.	Internet (With E-mail)	42
7.	GMPCS	2
8.	Rural Telecom Service	1*
9.	Limited Mobility	83*
10.	International Trunk Telephone	4
11.	Rural VSAT User	14
12.	Rural Internet Service Provider	5
13.	Pre-Paid Calling Card Service	1
	Total	236

* License of Basic Telephone Service has been issued to Smart Telecom Pvt. Ltd. But the case is in Supreme Court .

** Year wise licensing activity of NTA is shown in Appendix-1

2. NTA Activities

2.1 Type Approval Certificate:

NTA issued Provisional Type approval certificates for 22 Mobile Handset Models and 3 Tablet Models. Similarly NTA issued Permanent Type Approval certificates for 33 Mobile Handset models and One Short Range Device model during the month of Ashad.

2.2 Foreign Currency Recommendation: Recommendation for Payment of Bandwidth Cost: NTA, pursuant to section 35 of Telecommunication Act, 1997, recommended to MOIC to avail Foreign Exchange facility to the licensees for the payment of Bandwidth cost to an aggregated amount of NRs. 240,653,232.36 in the month of Ashad.

2.3 Human Resource and Capacity Building:

a) National Training, Seminar, Study and Observation Tours/Visit:

S.No.	Program	Date	Place	Participant's Name
1.	Public Procurement Monitoring Office	2070/3/02 to 2070/3/04	Kathmandu	Anjana Devkota Assistant Director
2.	To monitor Purpose	2070/3/18 to 2070/3/20	Baglung	Bijaya Kumar Roy Deputy Director Rewoti Ram Pantha Assistant Director Jhalak Bahadur Thapa Assistant Director

3. NTA's Major Decisions during the month of Ashad, 2070: N/A

4. List of the members of Nepal Telecommunications Authority

S.No.	Members Name	Designation	Date of Appointment
1.	Mr. Girindra Raj Adhikari	Member	2065/09/17
2.	Mr. Mahesh Prasad Adhikari	Member	2068/11/04
3.	Mr. Anil Kumar Dhungel	Member	2068/11/04
4.	Mr Dhan Raj Gnyawali	Member	2068/08/19

For Details Contact:

Mr. Arjun Ghimire

Deputy Director

Mr. Sandip Adhikari

Assistant Director

Consumer and Economic Analysis Section

Bluestar Office Complex,

Tripureswor, Kathmandu

Phone No.: +977-1-4101030-38 (Ext. 243, 224)

Fax No.: +977-1-4101034

E-mail: aghimire@nta.gov.np, sadhikari@nta.gov.np

URL: www.nta.gov.np

NTA Licensing Activity at a glance as of 15 July 2013 (End of Ashad, 2070)

S. No.	Services	Fiscal Year														Total no. of License	License Cancelled	Existing no. of License
		056/57	057/58	058/59	059/60	060/61	061/62	062/63	063/64	064/65	065/66	066/67	067/68	068/69	069/70			
1	Basic Telecommunication	0	1	0	1	0	0	0	0	1	0	0	0	0	0	3	0	3
2	Basic Telephone Service	0	0	0	0	0	0	0	0	0	0	0	0	0	1	1	0	1
3	GSM Mobile	1	0	0	0	0	1	0	0	0	0	0	0	0	0	2	0	2
4	Network Service Provider	6	1	3	0	1	0	0	2	1	0	1	0	0	0	15	8	7
5	Pre-Paid Calling Card	0	0	0	0	0	0	0	0	0	0	0	0	0	1	1	0	1
6	VSAT User	16	8	11	15	20	6	41	7	0	6	22	0	5	0	157	86	71
7	Internet (with e-mail)	13	2	3	2	6	6	7	3	3	7	12	5	1	0	70	28	42
8	Radio Paging	6	2	0	0	0	0	0	0	0	0	0	0	0	0	8	8	0
9	Fax Mail	4	2	0	0	0	0	0	0	0	0	0	0	0	0	6	6	0
10	Video Conferencing	1	0	0	0	0	0	0	0	0	0	0	0	0	0	1	1	0
11	GMPCS	0	0	0	2	0	0	0	1	0	0	0	0	0	0	3	1	2
12	Rural Telecom	0	0	0	0	1	0	0	0	1	0	0	0	0	0	2	1	1
13	Limited Mobility	0	0	0	0	0	0	2	4	4	3	35	61	0	0	109	26	83
14	Int. Trunk Telephone	0	0	0	0	0	0	0	0	2	0	0	1	1	0	4	0	4
15	Rural VSAT User	0	0	0	0	0	0	0	0	1	2	5	3	5	0	16	2	14
16	Rural ISP	0	0	0	0	0	0	0	0	0	1	5	0	0	0	6	1	5
Total		47	16	17	20	28	13	50	17	13	19	80	70	12	2	404	142	236

Source: NTA License Section

A Glimpse of Subscriber's of Internet Service as on Ashad, 2070

S.No.	Company Name	Dialup (PSTN +ISDN)	Wireless Modem, Optical Fiber Ethernet	Cable Modem, Cable etc.	Total
1	STM Telecom Sanchar Pvt.Ltd., Baluwatar, Kathmandu*	-	131	-	131
2	Sustainable Network Pvt.Ltd. Pulchok, Lalitpur	-	111	-	111
3	Cherry World Communication P.Ltd., New Baneshwor, Kathmandu*	-	162	18	180
4	Subisu Cablenet Pvt. Ltd. Baluwatar, Kathmandu*	-	2,470	5,973	8,443
5	Fiber Online Pvt. Ltd., Jawalakhel, Lalitpur*	-	-	474	474
6	Everest Net (Pvt) Ltd. Jawalakhel, Lalitpur*	1,370	-	-	1,370
7	Namche Networks Pvt. Ltd.*	-	10	8	18
8	Pokhara Internet Pvt. Ltd., Pokhara, Kaski*	-	-	15	15
9	Broadlink Network & Communication Pvt.Ltd., Kathmandu	-	38,503	-	38,503
10	WorldLink Communications (Pvt.) Ltd. Jawalakhel, Lalitpur*	3,495	7,605	8,350	19,450
11	Surfin Pvt.Ltd., Putalisadak, Kathmandu*	-	34	-	34
12	I Plus Pvt. Ltd, Lazimpat*	-	-	115	115
13	Classic Tech Pvt. Ltd., Baneshwor, Kathmandu*	-	469	33	502
14	Square Networks Pvt. Ltd.*	-	15	3	18
15	Mitra Networkr Pvt.Ltd. Manbhawan, Lalitpur*	-	10	65	75
16	Japan Nepal Information Communication Technology, Kalikasthan*	152	-	-	152
17	Himalayan Online Services (Pvt) Ltd. DurbarMarg, Kathmandu*	-	266	653	919
18	Vianet communicatuins Pvt. Ltd., Sidhibhawan, Kathmandu	400	668	668	1,736
19	Eastlink Technology Pvt. Ltd., Tripureshwor, Kathmandu*	-	211	-	211
20	Health Net Nepal, Jaya Bageswori, Kathmandu*	-	-	24	24
21	Mercantile Communication (Pvt). Ltd. DurbarMarg, Kathmandu*	5,130	455	818	6,403

22	Allied Net Link Technologies Pvt. Ltd., Marajunj, Kathmandu*	-	60	-	60
23	Satelink Nepal Pvt.Ltd., Maharajunj, Kathmandu*	-	19	70	89
24	Net Max Technologies P. Ltd, Anamnagar, Kathmandu*	-	62	43	105
25	Zentech International*	-	139	-	139
26	Eastern Networks Pvt. Ltd., Naxal, Kathmandu*	-	-	206	206
27	Web Surfer Nepal Company. System Pvt. Ltd. Naxal, Kathmandu	-	5,464	566	6,030
28	Radius Communication Pvt.Ltd., Putalisadak, Kathmandu*	-	-	136	136
29	Netplus Technology Pvt.Ltd*	-	36	136	172
Total		10,547	56,900	18,374	85,821

* Those ISP who did not submit the data for the month of Ashad.