


X Year

Issue 43rd

Vol. 91

Jestha, 2069 (15 May -14 June, 2012)

Nepal Telecommunications Authority



Management Information System

**Published on
Sharawan, 2069 (July, 2012)**

**P.O. Box No. 9754
Bluestar Office Complex
Tripureshwor, Kathmandu, Nepal
Tel.: +977-1-43101030-38
Fax: +977-1-4101034
E-mail: ntra@nta.gov.np, info@nta.gov.np
URL: www.nta.gov.np**

1. Telecom Statistics at a glance (as of Jestha, 2069, 14 June, 2012)

1.1 Available Voice Telephony Services

Services Operators	Fixed		Mobile		Others		Total
	PSTN	WLL	GSM	CDMA	LMS	GMPCS	
NDCL	627,471	133,832	6,122,038	832,292	-	-	7,715,633
UTL	-	71,319	-	-	559,913	-	631,232
NCELL	-	-	8,101,779	-	-	-	8,101,779
STM*	5,189	-	-	-	155	-	5,344
NSTPL*	-	2,611	-	-	143,708	-	146,319
Smart	598	-	-	-	376,629	-	377,227
Others (GMPCS)	-	-	-	-	-	1,742	1,742
Total	633,258	207,762	14,223,817	832,292	1,080,405	1,742	16,979,276
	841,020		15,056,109		1,082,147		
Tele-Density							
Services					Penetration Rate %		
Fixed					3.15		
Mobile					56.55		
Others (LM, GMPCS)					4.06		
Total					63.76		

Note: Projected Population for 2011 is 26,620,809 (Source : cbs.gov.np)

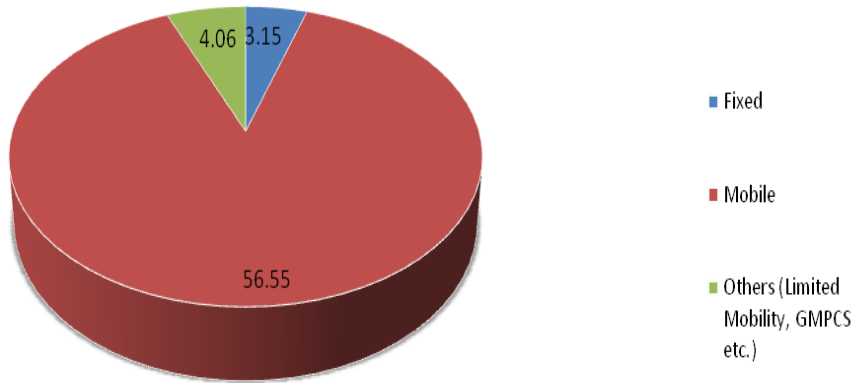
1.2 Data/Internet Services

Services	Subscribers				Total
	NDCL	UTL	NCELL	ISPs	
Dialup (PSTN +ISDN)	4,540	-	-	10,547	15,087
Wireless Modem, Optical Fibre Ethernet	-	-	-	33,798	33,798
Cable Modem, Cable etc.	-	-	-	17,958	17,958
ADSL	86,980	-	-	-	86,980
GPRS	1,806,326	-	2,799,393	-	4,605,719
CDMA 1X	110,560	74,377	-	-	184,937
Total	2,008,406	74,377	2,799,393	62,303	4,944,479
Internet Penetration Rate %					18.57

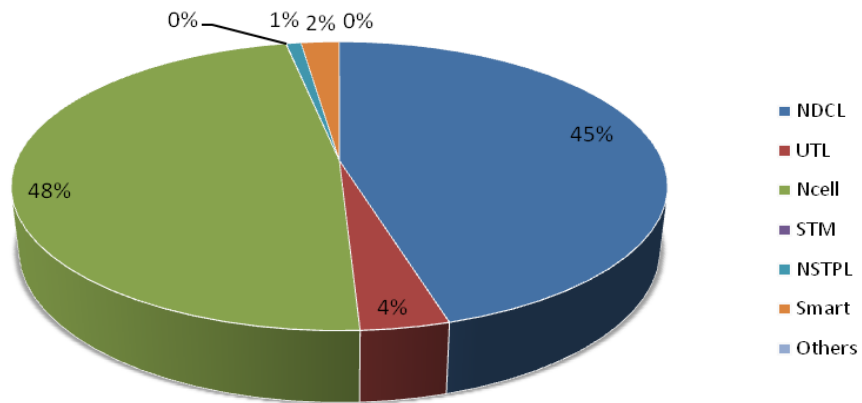
1.3 Public Call Centres (PCO)

Services	Subscribers
Rural PCO's of STM Telecom Sanchar Pvt. Ltd.	2,022
Rural PCO's of SMART Telecom Pvt. Ltd.	598
Total	2,620

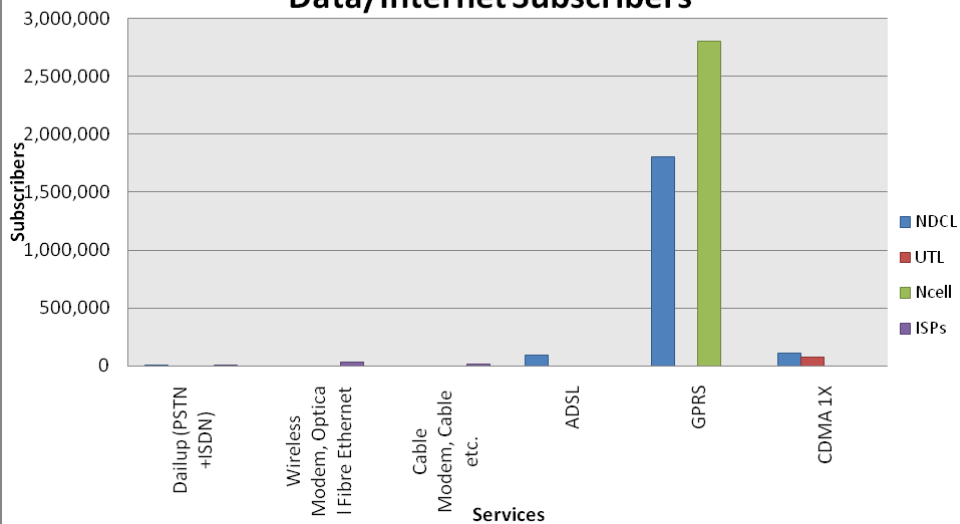
Telephone Penetration Rate



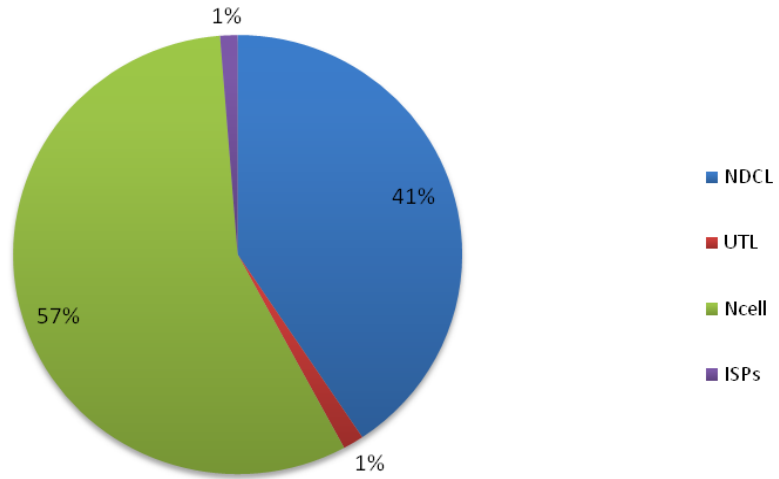
Market Share of Telephone Subscribers



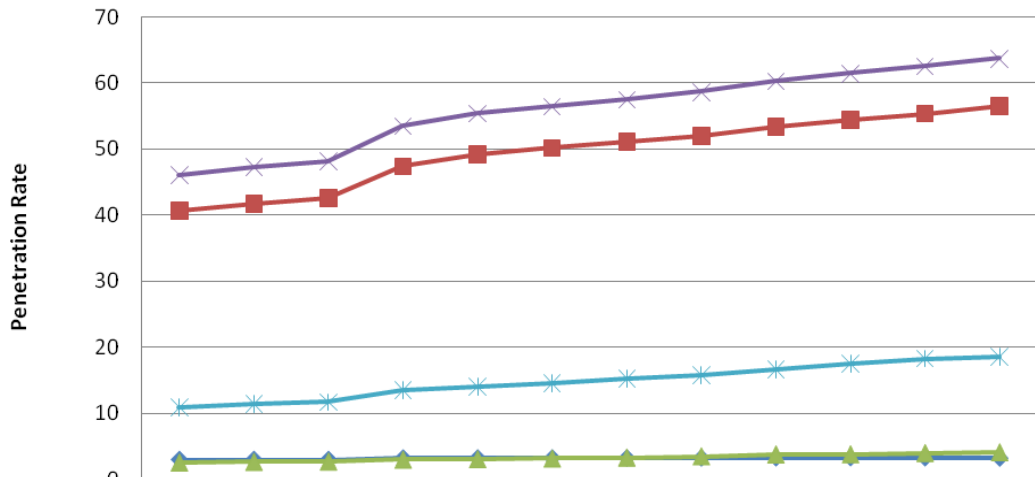
Data/Internet Subscribers



The market share of data/internet subscribers



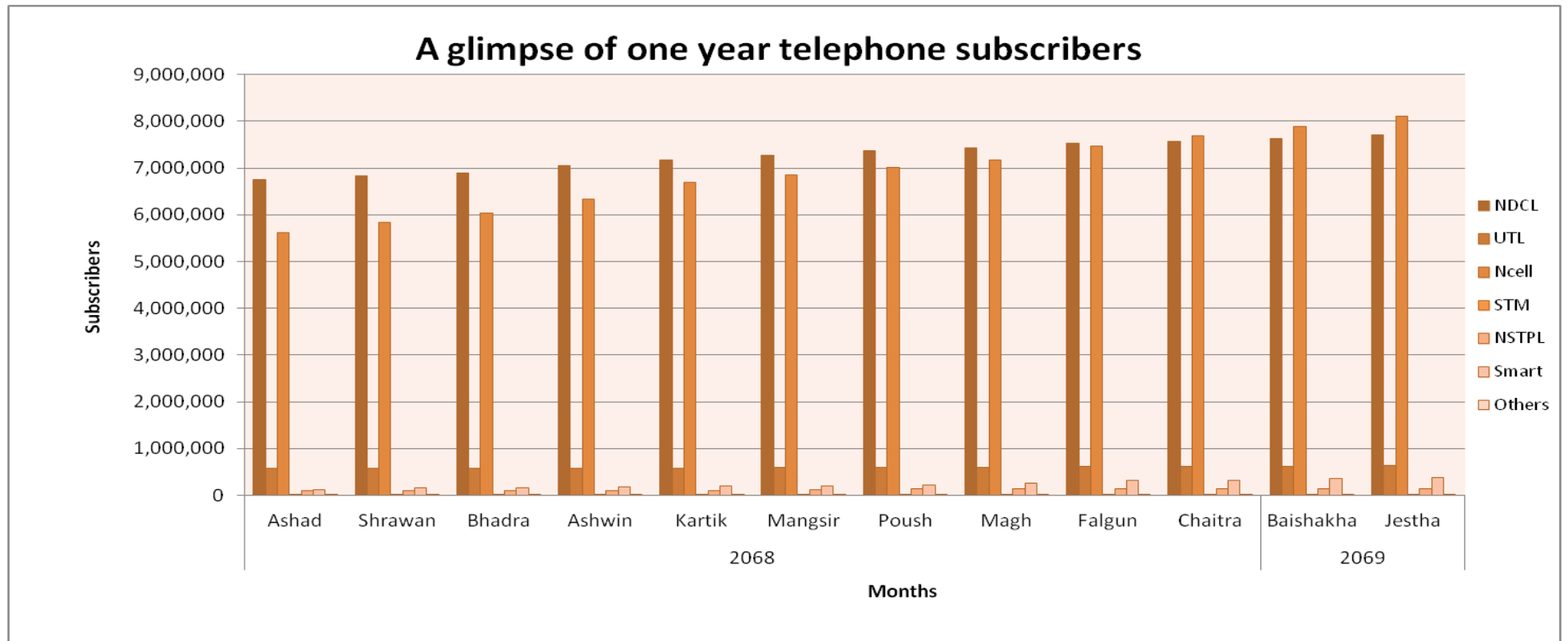
Growth Trend of Voice Telephone and Data Service Penetration



	Ashad	Shrawan	Ehadra	Ashwin	Kartik	Mangsir	Poush	Magh	Falgun	Chaitra	Baishakha	Jestha
Fixed	2.93	2.94	2.94	3.16	3.17	3.17	3.18	3.18	3.19	3.2	3.19	3.15
Mobile	40.59	41.7	42.52	47.38	49.21	50.16	51.1	52	53.39	54.46	55.4	56.55
Other	2.52	2.63	2.68	2.96	3.03	3.13	3.28	3.46	3.75	3.76	3.95	4.06
Total	46.05	47.27	48.14	53.5	55.41	56.46	57.56	58.66	60.34	61.42	62.56	63.76
Data/Internet	10.89	11.46	11.72	13.49	14.09	14.55	15.2	15.75	16.67	17.53	18.28	18.57

A glimpse of one year telephone subscribers

S.No.	Operators	2068										2069	
		Ashad	Shrawan	Bhadra	Ashwin	Kartik	Mangsir	Poush	Magh	Falgun	Chaitra	Baishakha	Jestha
1	NDCL	6,743,976	6,835,106	6,883,557	7,046,216	7,180,285	7,269,105	7,364,268	7,435,929	7,522,136	7,570,860	7,633,794	7,715,633
2	UTL	573,629	578,435	582,106	585,170	588,307	591,511	597,324	604,568	613,801	616,392	623,869	631,232
3	Ncell	5,619,224	5,846,365	6,032,938	6,334,011	6,686,871	6,851,561	7,008,777	7,178,008	7,463,071	7,699,070	7,888,010	8,101,779
4	STM	5,245	5,249	5,263	5,263	5,263	5,263	5,332	5,336	5,336	5,336	5,344	5,344
5	NSTPL	91,435	93,639	95,904	97,280	98,985	111,905	136,507	140,395	146,319	146,319	146,319	146,319
6	Smart	128,398	153,138	160,953	179,136	193,064	203,040	213,228	250,926	311,227	311,227	355,914	377,227
7	Others	1,742	1,742	1,742	1,742	1,742	1,742	1,742	1,742	1,742	1,742	1,742	1,742



1.4 Quality of Service Report for the Month Jestha, 2069 (14 July, 2012)

Network Performance & Billing Complaints

S. No.	Parameter	Benchmark	NDCL	NCELL	UTL	STM	SMART	NSTPL
1	Service Access Delay	< 15sec	-	-	6 Sec	11.75 Sec	-	-
2	Call Set Up Success Rate (CSSR)	> 90%	-	98.86%	98.2	99.3	-	-
3	Call Drop Ratio (CDR)	< 3%	-	0.25%	1.07%	0.60%	-	-
4	Point of Interconnection (POI) Congestion with (National)	<1%	-	133.36%	-	92%	-	-
	POI with NDCL		-	176.62%	0	-	-	-
	POI with NCELL		-	-	0	-	-	-
	POI with UTL		-	1.59%	-	-	-	-
	POI with SmartTel		-	125.40%	-	-	-	-
	POI with STM		-	73.86%	-	-	-	-
	POI with NSTPL		-	-	-	-	-	-
5	Point of Interconnection (POI) Congestion with (International)	<1%	-	-	-	96%	-	-
	POI with NDCL		-	-	70%	-	-	-
	POI with NCELL		-	-	78%	-	-	-
	POI with UTL		-	-	-	-	-	-
	POI with SmartTel		-	-	-	-	-	-
	POI with STM		-	-	-	-	-	-
	POI with NSTPL		-	-	-	-	-	-
6	(i) % of calls answered (electronically) IVR		-	61%	99.87%	-	-	-
	Within 30 sec	80%	-	-	-	-	-	-
	Within 60 sec	90%	-	-	-	-	-	-

	(ii) % of calls answered by Operator (Voice to Voice)		-	-	91.40%	90%	-	-
	Within 60 sec	80%	-	92%	-	-	-	-
	Within 90 sec	90%	-	-	-	-	-	-
7	GOS on Air Interface	< 5% short Term	-	1.37%	-	-	-	-
		< 10 % Long Term	-		-	-	-	-
8	GOS on MSC - BSC Interface	< 1 %	-	0.00%	-	-	-	-
9	Billing complaints per 1000 bills issued per month	<1	-	0.03	0.03	<1	-	-
10	% of billing complaints cleared within a month	>99%	-	99.99%	100%	100%	-	-

1.5 Licence issued by NTA* (Existing as of Ashad 2069, 14 July, 2012)

S.No.	Name of the Services	Number of the licensee
1.	Basic Telecommunications	3
2.	GSM Cellular Mobile	2
3.	Network Service Provider	7
4.	VSAT User	77
5.	Internet (With E-mail)	42
6.	GMPCS	3
7.	Rural Telecom	2
8.	Limited Mobility	108
9.	International Trunk Telephone	4
10.	Rural VSAT User	16
11.	Rural Internet Service Provider	6
	Total	270

* Year wise licensing activity of NTA is shown in Appendix-1

2. NTA Activities

2.1 Type Approval Certificate:

The type approval certificates for 3 GSM Devices and 6 Short Range Devices have been issued during the month of Jestha as given below.

S. N.	Provisional	Brand Name	Model No.	Equipment Type
GSM Device				
1.	R-GSM-MH-P-193	LG	LG T375	GSM Mobile Phone with Bluetooth and WLAN
2.	R-GSM-MH-P-194	LG	LG E400	3 G Mobile Phone with Bluetooth and WLAN
3.	R-GSM-MH-P-195	LG	LG P725	3 G Mobile Phone with Bluetooth and WLAN

S. N.	Provisional	Brand Name	Model No.	Equipment Type
Short Range Device				
1.	R-SRD-P-156	HP	MQ5	2.4 GHz Wireless Dongle
2.	R-SRD-P-157	HP	G3T	2.4 GHz Wireless Mouse
3.	R-SRD-P-158	HP	MORFFYUL-D	2.4 GHz Wireless Dongle
4.	R-SRD-P-159	HP	MORFFYUL	2.4 GHz Wireless Mouse
5.	R-SRD-P-160	HP	KBRF57711	2.4 GHz Wireless Keyboard
6.	R-SRD-P-161	Atheros	AR5BMD22	802.11 a/b/g/n Combo Card

2.2 Foreign Currency Recommendation: Recommendation for Payment of Bandwidth Cost: NTA, pursuant to section 35 of Telecommunication Act, 1997, recommended to MOIC to avail Foreign Exchange facility to the licensees for the payment of Bandwidth cost to an aggregated amount of NRs. 373,919,707.41 in the month of Jestha.

Recommendation for Import of Telecommunications Equipment: During the month of Jestha recommendation for the import of Telecommunications equipment amounting to a total of NRs. 897,999,156.00 had been made by NTA.

2.3 License Cancellation:

S. No.	Name of Licensee	Service	Date (mm/dd/yy)
1.	Kumari Bank Ltd, Putalisadak Kathmandu	VSAT User	2/28/2069
2.	Kumari Bank Ltd, Adarshnagar, Birgunj	VSAT User	2/28/2069

2.4 License Issue:

S. No.	Name of Licensee	Service	Date (mm/dd/yy)
1.	Korea Hydro and Nuclear Power Co.Pvt.Ltd.	Rural VSAT User	2/21/2069
2.	Nabil Bank Ltd, Dolakha, Chariko Terminal	VSAT User	2/23/2069
3.	Nabil Bank Ltd, Sankhuwasabha, Khadbari Terminal	VSAT User	2/23/2069

2.5 License Ammendment:

S. No.	Name of Licensee	Service	Date (mm/dd/yy)
1.	D2 Hawkeye Services.Pvt.Ltd.	VSAT User	2/19/2069
2.	Nepal Satellite Telecom Pvt.Ltd.	Basic Service	1/15/2069

2.6 Human Resource and Capacity Building

a) National Training, Seminar, Study and Observation Tours/Visit: N/A

b) International Training, Seminar, Study and Observation Tours/Visit:

S.No.	Program	Date	Place	Participant's Name
1.	Asia Pacific Regional Development Forum	2069/2/2 to 2069/2/6	Bankok Thailand	Mr. Bhesh Raj Kanel, Chairman Mr. Purusottam Khanal, Director
2.	Designing National Frequency Allocation and International Spectrum Regulating Training.	2069/2/7 to 2069/2/10	Iran	Mr. Ambar Sthapit, Depauly Director Mr. Achutananda Mishra, Assistant Director
3.	Mobile Internet Training	2069/2/4 to 2069/2/12	China	Mr. Min Pd Aryal, Deputy Director

3. NTA's Major Decisions during the month of Jestha, 2069: N/A

4. List of the members of Nepal Telecommunications Authority

S.No.	Members Name	Designation	Date of Appointment
1.	Mr. Bhesh Raj Kanel	Chairman	2065/08/08
2.	Mr Tulsi Bhatta	Member	2064/04/01
3.	Mr. Girindra Raj Adhikari	Member	2065/09/17
4.	Mr. Mahesh Prasad Adhikari	Member	2068/11/04
5.	Mr. Anil Dhungel	Member	2068/11/04

For Details Contact :

Mr. Arjun Ghimire

Deputy Director

Mr. Sandip Adhikari

Assistant Director

Consumer and Economic Analysis Section

Bluestar Office Complex,

Tripureshwor, Kathmandu

Phone No.: +977-1-4101030-38 (Ext. 243, 224)

Fax No.: +977-1-4101034

E-mail: aghimire@nta.gov.np, sadhikari@nta.gov.np

URL: www.nta.gov.np

NTA Licensing Activity at a glance as of 15 July 2012 (End of Ashad 2069)

S. No.	Services	Fiscal Year														Existing	
		Till 056/57	057/58	058/59	059/60	060/61	061/62	062/63	063/64	064/65	065/66	066/67	067/68	068/69	Total		License Cancelled
1	Basic Telecommunication	0	1	0	1	0	0	0	0	1	0	0	0	0	3	0	3
2	GSM Mobile	1	0	0	0	0	1	0	0	0	0	0	0	0	2	0	2
3	Network Service Provider	6	1	3	0	1	0	0	2	1	0	1	0	0	15	8	7
4	VSAT User	16	8	11	15	20	6	41	7	0	6	22	0	5	157	80	77
5	Internet (with e-mail)	13	2	3	2	6	6	7	3	3	7	12	5	1	70	28	42
6	Radio Paging	6	2	0	0	0	0	0	0	0	0	0	0	0	8	8	0
7	Fax Mail	4	2	0	0	0	0	0	0	0	0	0	0	0	6	6	0
8	Video Conferencing	1	0	0	0	0	0	0	0	0	0	0	0	0	1	1	0
9	GMPCS	0	0	0	2	0	0	0	1	0	0	0	0	0	3	0	3
10	Rural Telecom	0	0	0	0	1	0	0	0	1	0	0	0	0	2	0	2
11	Limited Mobility	0	0	0	0	0	0	2	4	4	3	35	61	0	109	1	108
12	Int. Trunk Telephone	0	0	0	0	0	0	0	0	2	0	0	1	1	4	0	4
13	Rural VSAT User	0	0	0	0	0	0	0	0	1	2	5	3	5	16	0	16
14	Rural ISP	0	0	0	0	0	0	0	0	0	1	5	0	0	6	0	6
Total		47	16	17	20	28	13	50	17	13	19	80	70	12	402	132	270

Source: NTA License Section

A Glimpse of Subscriber's of Internet Service as on Jestha, 2069

S.No.	Company Name	Dialup (PSTN +ISDN)	Wireless Modem, Optical Fiber Ethernet	Cable Modem, Cable etc.	Total
1	STM Telecom Sanchar Pvt.Ltd., Baluwatar, Kathmandu*	-	126	-	126
2	Sustainable Network Pvt.Ltd. Pulchok, Lalitpur	-	103	-	103
3	Cherry World Communication P.Ltd., New Baneshwor, Kathamandu*	-	162	18	180
4	Subisu Cablenet Pvt. Ltd. Baluwatar, Kathmandu	-	2,470	5,973	8,443
5	Fiber Online Pvt. Ltd., Jawalakhel, Lalitpur*	-	-	474	474
6	Everest Net (Pvt) Ltd. Jawalakhel, Lalitpur*	1,370	-	-	1,370
7	Namche Networks Pvt. Ltd.*	-	10	8	18
8	Pokhara Internet Pvt. Ltd., Pokhara, Kaski*	-	-	15	15
9	Broadlink Network & Communication Pvt.Ltd., Kathmandu*	-	18,623	-	18,623
10	WorldLink Communications (Pvt.) Ltd. Jawalakhel, Lalitpur*	3,495	7,605	8,350	19,450
11	Surfin Pvt.Ltd., Putalisadak, Kathmandu*	-	34	-	34
12	Iplus Pvt. Ltd, Lazimpat*	-	-	76	76
13	Classic Tech Pvt. Ltd., Baneshwor, Kathamandu*	-	559	38	597
14	Square Networks Pvt. Ltd.*	-	15	3	18
15	Mitra Networkr Pvt.Ltd. Manbhawan, Lalitpur*	-	10	65	75
16	Japan Nepal Information Communication Technology, Kalikasthan*	152	-	-	152
17	Himalayan Online Services (Pvt) Ltd. Durbarmarg, Kathmandu*	-	266	653	919
18	Vianet communicatuins Pvt. Ltd., Sidhibhawan, Kathmandu	400	558	313	1,271
19	Eastlink Technology Pvt. Ltd., Tripureshwor, Kathamandu	-	215	0	215
20	Health Net Nepal, Jaya Bageswori, Kathmandu*	-	-	24	24
21	Mercantile Communication (Pvt). Ltd. DurbarMarg, Kathmandu*	5,130	455	818	6,403

22	Allied Net Link Technologies Pvt. Ltd., Marajgunj, Kathmandu*	-	57	-	57
23	Satelink Nepal Pvt.Ltd., Maharajgunj, Kathmandu*	-	19	70	89
24	Net Max Technologies P. Ltd, Anamnagar, Kathmandu*	-	62	43	105
25	Zentech International*	-	139	-	139
26	Eastern Networks Pvt. Ltd., Naxal, Kathmandu*	-	-	206	206
27	Web Surfer Nepal Company. System Pvt. Ltd. Naxal, Kathmandu	0	2,274	539	2,813
28	Radius Communication Pvt.Ltd., Putalisadak, Kathmandu*	-	-	136	136
29	Netplus Technology Pvt.Ltd*	-	36	136	172
Total		10,547	33,798	17,958	62,303

* Those ISP who don't submit the data for the month of Jestha.