


X Year    Issue 37<sup>th</sup>

Vol. 85

Mangsir, 2068 (15 November-14 December, 2011)

# Nepal Telecommunications Authority



## Management Information System

**Published on**  
**Magh, 2068 (January, 2012)**

**P.O. Box No. 9754**  
**Bluestar Office Complex**  
**Tripureshwor, Kathmandu, Nepal**  
**Tel.: +977-1-43101030-38**  
**Fax: +977-1-4101034**  
**E-mail: ntra@nta.gov.np, info@nta.gov.np**  
**URL: www.nta.gov.np**

## 1. Telecom Statistics at a glance (as of Mangsir, 2068, 14 December, 2011)

### 1.1 Available Voice Telephony Services

Services Operators	Fixed		Mobile		Others		Total
	PSTN	WLL	GSM	CDMA	LMS	GMPCS*	
<b>NDCL</b>	612,720	153,469	5,646,682	856,234	-	-	<b>7,269,105</b>
<b>UTL</b>	-	71,072	-	-	520,439	-	<b>591,511</b>
<b>NCELL</b>	-	-	6,851,561	-	-	-	<b>6,851,561</b>
<b>STM*</b>	5,108	-	-	-	155	-	<b>5,263</b>
<b>NSTPL</b>	-	2,575	-	-	109,330	-	<b>111,905</b>
<b>Smart</b>	598	-	-	-	202,442	-	<b>203,040</b>
<b>Others (GMPCS)</b>	-	-	-	-	-	1,742	<b>1,742</b>
<b>Total</b>	<b>618,426</b>	<b>227,116</b>	<b>12,498,243</b>	<b>856,234</b>	<b>832,366</b>	<b>1,742</b>	<b>15,034,127</b>
	<b>845,542</b>		<b>13,354,477</b>		<b>834,108</b>		
Tele-Density							
<b>Services</b>							<b>Penetration Rate %</b>
Fixed							<b>3.17</b>
Mobile							<b>50.16</b>
Others (LM, GMPCS)							<b>3.13</b>
<b>Total</b>							<b>56.46</b>

Note: Projected Population for 2011 is 26,620,809 (Source : cbs.gov.np)

\* Current data didn't submitted by the service providers.

### 1.2 Data/Internet Services

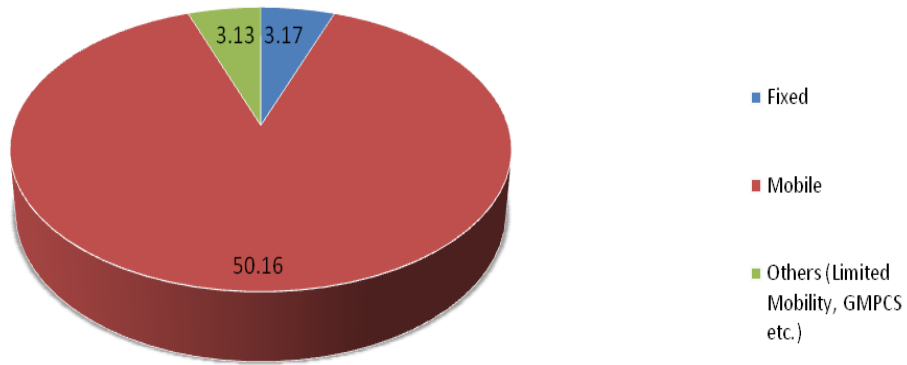
Services	Subscribers				Total
	NDCL	UTL	NCELL	ISPs*	
Dialup (PSTN +ISDN)	5,464	-	-	14,207	<b>19,671</b>
Wireless Modem, Optical Fibre Ethernet	-	-	-	30,495	<b>30,495</b>
Cable Modem, Cable etc.	-	-	-	16,919	<b>16,919</b>
ADSL	77,737	-	-	-	<b>77,737</b>
GPRS	1,321,317	-	2,234,545	-	<b>3,555,862</b>
CDMA 1X	109,076	64,233	-	-	<b>173,309</b>
<b>Total</b>	<b>1,513,594</b>	<b>64,233</b>	<b>2,234,545</b>	<b>61,621</b>	<b>3,873,993</b>
<b>Internet Penetration Rate %</b>					<b>14.55</b>

\* Licensee wise ISP's subscribers is shown in Appendix-II

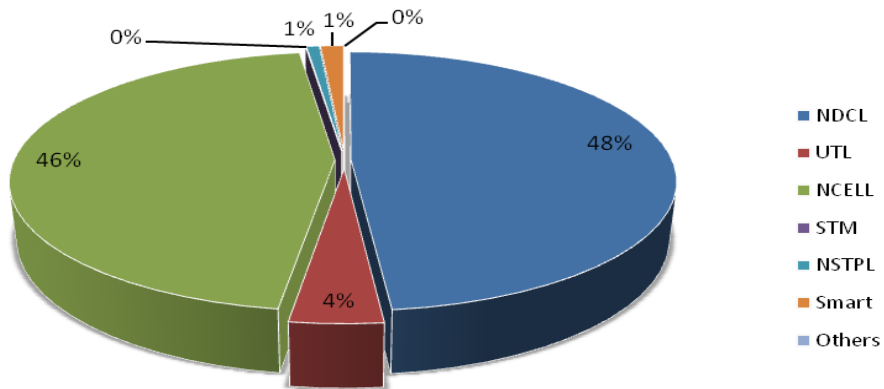
### 1.3 Public Call Centres (PCO)

Services	Subscribers
Rural PCO's of STM Telecom Sanchar Pvt. Ltd.	2,014
Rural PCO's of SMART Telecom Pvt. Ltd.	598
<b>Total</b>	<b>2,612</b>

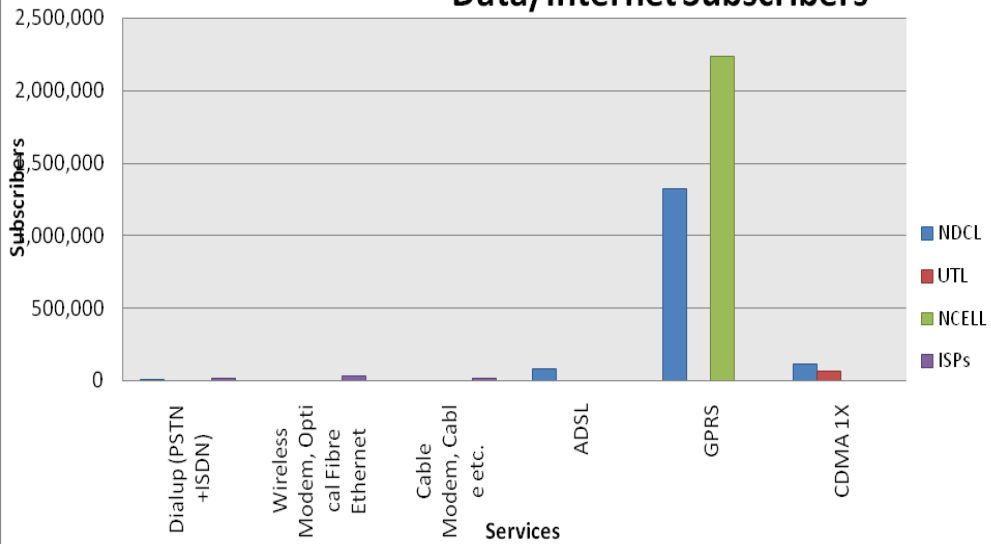
### Telephone Penetration Rate



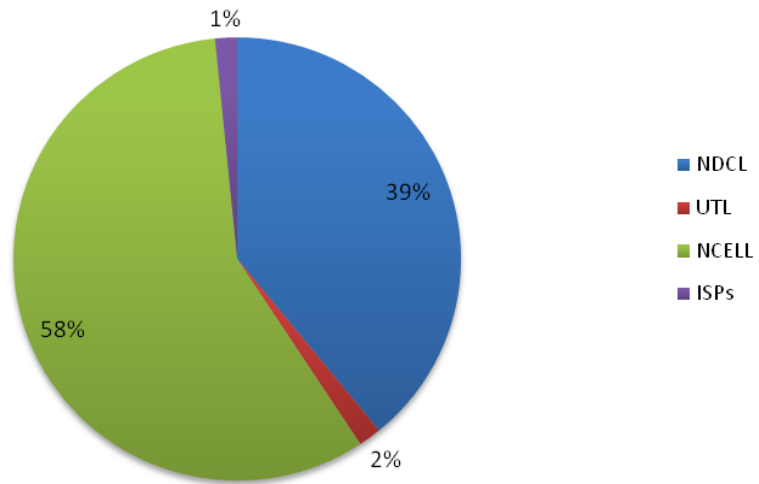
### Market Share of Telephone Subscribers



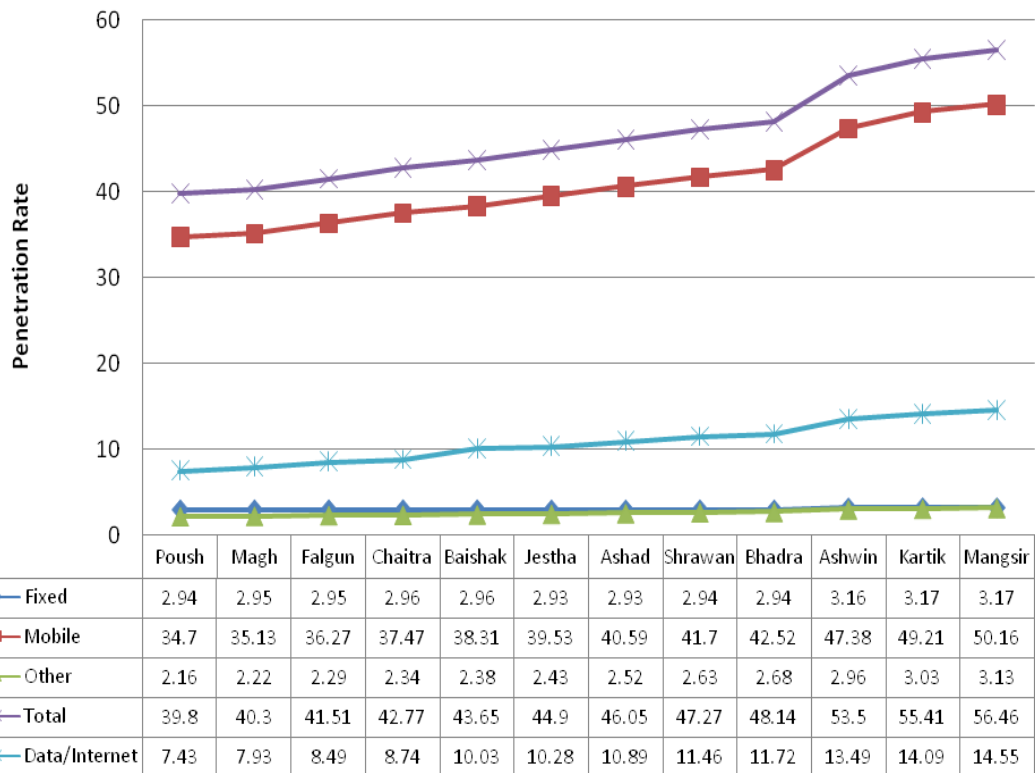
### Data/Internet Subscribers



The market share of data/internet subscribers

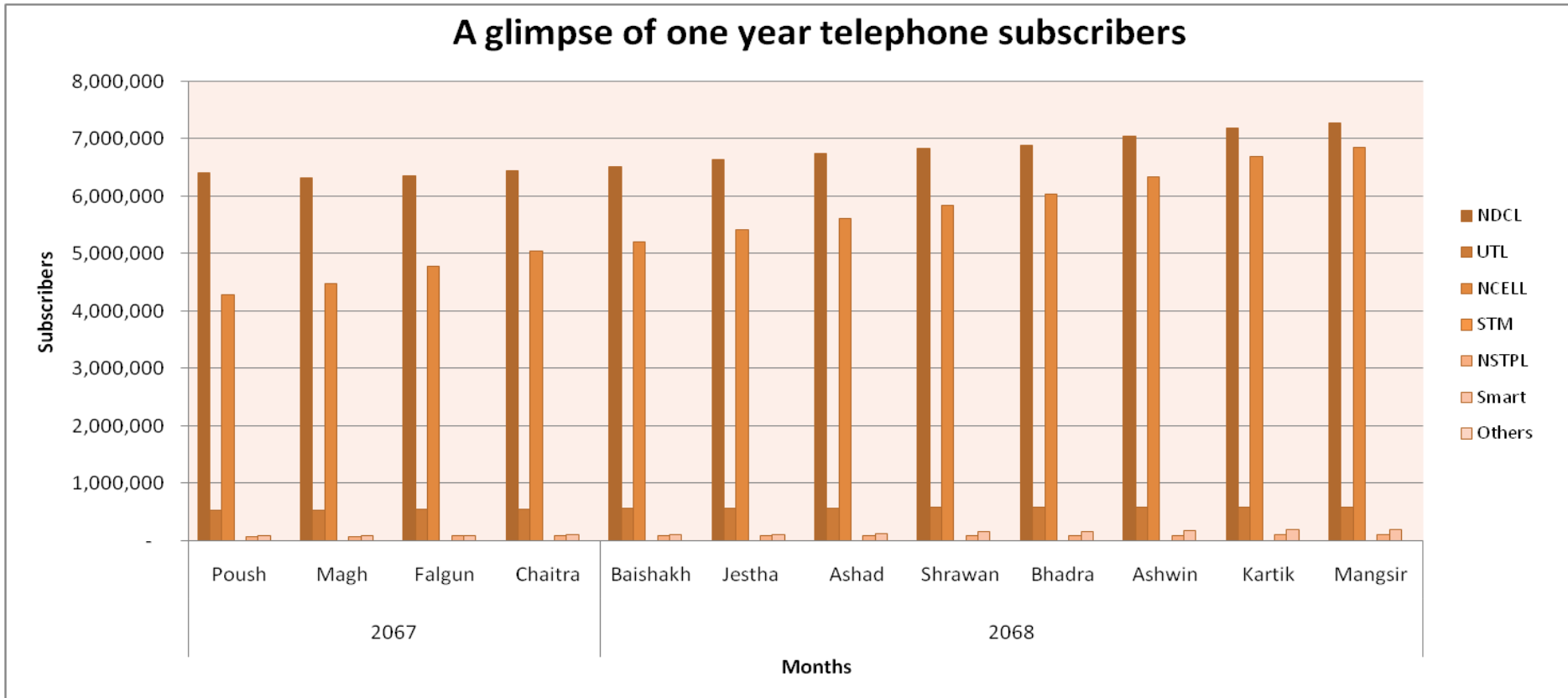


Growth Trend of Voice Telephone and Data Service Penetration



### A glimpse of one year telephone subscribers

S.No.	Operators	2067				2068							
		Poush	Magh	Falgun	Chaitra	Baishakh	Jestha	Ashad	Shrawan	Bhadra	Ashwin	Kartik	Mangsir
1	NDCL	6,402,131	6,326,068	6,346,808	6,439,735	6,510,034	6,637,070	6,743,976	6,835,106	6,883,557	7,046,216	7,180,285	7,269,105
2	UTL	530,721	538,833	545,854	555,986	562,797	569,142	573,629	578,435	582,106	585,170	588,307	591,511
3	NCELL	4,283,659	4,479,021	4,785,715	5,036,722	5,207,239	5,421,414	5,619,224	5,846,365	6,032,938	6,334,011	6,686,871	6,851,561
4	STM	5,179	5,185	5,220	5,220	5,392	5,399	5,245	5,249	5,263	5,263	5,263	5,263
5	NSTPL	71,875	77,238	86,225	86,799	85,479	89,337	91,435	93,639	95,904	97,280	98,985	111,905
6	Smart	88,249	91,469	94,572	99,556	103,988	109,229	128,398	153,138	160,953	179,136	193,064	203,040
7	Others	1,742	1,742	1,742	1,742	1,742	1,742	1,742	1,742	1,742	1,742	1,742	1,742



#### 1.4 Licence issued by NTA\* (Existing as of Mangsir, 2068, 14 December, 2011)

S.No.	Name of the Services	Number of the licensee
1.	Basic Telecommunications	3
2.	Cellular Mobile	2
3.	Network Service Provider	9
4.	VSAT User	100
5.	Internet (With E-mail)	49
6.	GMPCS	3
7.	Rural Telecom	2
8.	Limited Mobility	108
9.	International Trunk Telephone	3
10.	Rural VSAT User	11
11.	Rural Internet Service Provider	6
	<b>Total</b>	<b>296</b>

\* Year wise licensing activity of NTA is shown in Appendix-1

## 2. NTA Activities

### 2.1 Type Approval Certificate

N/A

**2.2 Foreign Currency Recommendation : Recommendation for Payment of Bandwidth Cost:** NTA, pursuant to section 35 of Telecommunication Act, 1997, recommended to MOIC to avail Foreign Exchange facility to the licensees for the payment of Bandwidth cost to an aggregated amount of NRs. 59,263,141.73 in the month of Mangsir.

**Recommendation for Import of Telecommunications Equipment:** During the month of Mangsir recommendation for the import of Telecommunications equipment amounting to a total of NRs. 21,984,489.25 had been made by NTA.

### 2.3 License Amendment:

S. No.	Name of Licensee	Service	Date (mm/dd/yy)
1.	Bank of Kathmandu limited	VSAT User	7/8/2068
2.	Mercantile Communication (Pvt). Ltd.	VSAT User	7/8/2068

### 2.5 Human Resource and Capacity Building

#### a) National Training, Seminar, Study and Observation Tours/Visit:

S.No.	Program	Date	Place	Participant's Name
1.	To inspect Common Service Center site.	2068/8/25 to 2068/8/27	Lamjung	Girindra Raj Adhikari Surya P. Lamichhane Shiva P. Parajuli
2.	Role of ICT in Rural Sector Programme	2068/8/29 to 2068/9/3	Dang	Bhesh Raj Kanel Girindra Raj Adhikari Arjun Ghimire Min Prasad Aryal Surya P. Lamichhane

**b) International Training, Seminar, Study and Observation Tours/Visit:**

<b>S.No.</b>	<b>Program</b>	<b>Date</b>	<b>Place</b>	<b>Participant's Name</b>
1.	ITU Asia Pacific Centers at Excellence Training.	2068/7/26 to 2068/8/3	Malaysia	Purushottam Khanal

**3. NTA's Major Decisions during the month of Mangsir, 2068: N/A**

**4. List of the members of Nepal Telecommunications Authority**

<b>S.No.</b>	<b>Members Name</b>	<b>Designation</b>	<b>Date of Appointment</b>
1.	Mr. Bhesh Raj Kanel	Chairman	2065/08/08
2.	Mr Mahesh Prasad Adhikari	Member	2063/09/09
3.	Mr. Balaram Pradhananga	Member	2063/09/09
4.	Mr Tulsi Bhatta	Member	2064/04/07
5.	Mr. Girindra Raj Adhikari	Member	2065/09/23

**For Details Contact :**

**Mr. Arjun Ghimire**

**Deputy Director**

**Mr. Sandip Adhikari**

**Assistant Director**

**Consumer and Economic Analysis Section**

**Bluestar Office Complex,**

**Tripureshwor, Kathmandu**

**Phone No.: +977-1-4101030-38 (Ext. 243, 224)**

**Fax No.: +977-1-4101034**

**E-mail: aghimire@nta.gov.np, sadhikari@nta.gov.np**

**URL: www.nta.gov.np**

## NTA Licensing Activity at a glance as of 15 July 2010 (End of Ashad 2067)

S. No.	Services	Fiscal Year												Existing	
		Till 056/57	057/58	058/59	059/60	060/61	061/62	062/63	063/64	064/65	065/66	066/67	Total		License Cancelled
1	Basic Telecommunication	0	1	0	1	0	0	0	0	1	0	0	3	0	3
2	GSM Mobile	1	0	0	0	0	1	0	0	0	0	0	2	0	2
3	Network Service Provider	6	1	3	0	1	0	0	2	1	0	1	15	7	8
4	VSAT User	16	8	11	15	20	6	41	7	0	6	22	152	54	98
5	Internet (with e-mail)	13	2	3	2	6	6	7	3	3	7	12	64	20	44
6	Radio Paging	6	2	0	0	0	0	0	0	0	0	0	8	8	0
7	Fax Mail	4	2	0	0	0	0	0	0	0	0	0	6	6	0
8	Video Conferencing	1	0	0	0	0	0	0	0	0	0	0	1	1	0
9	GMPCS	0	0	0	2	0	0	0	1	0	0	0	3	0	3
10	Rural Telecom	0	0	0	0	1	0	0	0	1	0	0	2	0	2
11	Limited Mobility	0	0	0	0	0	0	2	4	4	3	35	48	0	48
12	Int. Trunk Telephone	0	0	0	0	0	0	0	0	2	0	0	2	0	2
13	Rural VSAT User	0	0	0	0	0	0	0	0	1	2	5	8	0	8
14	Rural ISP	0	0	0	0	0	0	0	0	0	1	5	6	0	6
<b>Total</b>		<b>47</b>	<b>16</b>	<b>17</b>	<b>20</b>	<b>28</b>	<b>13</b>	<b>50</b>	<b>17</b>	<b>13</b>	<b>19</b>	<b>80</b>	<b>320</b>	<b>96</b>	<b>224</b>

Source: NTA License Section



## A Glimpse of Subscriber's of Internet Service as on Mangsir, 2068

S.No.	Company Name	Dialup (PSTN +ISDN)	Wireless Modem, Optical Fiber Ethernet	Cable Modem, Cable etc.	Total
1	STM Telecom Sanchar Pvt.Ltd., Baluwatar, Kathmandu*	-	121	-	121
2	Sustainable Network Pvt.Ltd. Pulchok, Lalitpur	-	105	-	105
3	Cherry World Communication P.Ltd., New Baneshwor, Kathmandu*	-	162	18	180
4	Subisu Cablenet Pvt. Ltd. Baluwatar, Kathmandu*	-	1,234	5,418	6,652
5	Fiber Online Pvt. Ltd., Jawalakhel, Lalitpur*	-	-	474	474
6	Everest Net (Pvt) Ltd. Jawalakhel, Lalitpur*	1,370	-	-	1,370
7	Namche Networks Pvt. Ltd.*	-	20	6	26
8	Pokhara Internet Pvt. Ltd., Pokhara, Kaski*	-	-	15	15
9	Broadlink Network & Communication Pvt.Ltd., Kathmandu*	-	18,623	-	18,623
10	WorldLink Communications (Pvt.) Ltd. Jawalakhel, Lalitpur*	3,495	7,605	8,350	19,450
11	Surfin Pvt.Ltd., Putalisadak, Kathmandu*	-	34	-	34
12	Iplus Pvt. Ltd, Lazimpat*	-	-	76	76
13	Classic Tech Pvt. Ltd., Baneshwor, Kathmandu	-	322	33	355
14	Square Networks Pvt. Ltd.*	-	15	3	18
15	Mitra Network Pvt.Ltd. Manbhawan, Lalitpur*	-	10	65	75
16	Japan Nepal Information Communication Technology, Kalikasthan*	152	-	-	152
17	Himalayan Online Services (Pvt) Ltd. DurbarMarg, Kathmandu*	-	266	653	919
18	Vianet communication Pvt. Ltd., Sidhibhawan, Kathmandu	400	518	224	1,142
19	Eastlink Technology Pvt. Ltd., Tripureshwor, Kathmandu*	-	127	23	150
20	Health Net Nepal, Jaya Bageswori, Kathmandu*	-	-	24	24
21	Mercantile Communication (Pvt). Ltd. DurbarMarg, Kathmandu*	8,725	385	395	9,505

22	Allied Net Link Technologies Pvt. Ltd., Marajgunj, Kathmandu*	-	57	-	57
23	Satelink Nepal Pvt.Ltd., Maharajgunj, Kathmandu*	-	19	70	89
24	Net Max Technologies P. Ltd, Anamnagar, Kathmandu*	-	62	43	105
25	Zentech International	-	139	-	139
26	Eastern Networks Pvt. Ltd., Naxal, Kathmandu*	-	-	24	24
27	Web Surfer Nepal Company. System Pvt. Ltd. Naxal, Kathmandu	65	635	733	1,433
28	Radius Communication Pvt.Ltd., Putalisadak, Kathmandu*	-	-	136	136
29	Netplus Technology Pvt.Ltd*	-	36	136	172
<b>Total</b>		<b>14,207</b>	<b>30,495</b>	<b>16,919</b>	<b>61,621</b>

\* Those ISP who don't submit the data for the month of Mangsir.