


X Year Issue 46th Vol. 94

Bhadra, 2069 (15 August -14 September, 2012)

Nepal Telecommunications Authority



Management Information System

Published in
Mangsir, 2069 (November, 2012)

P.O. Box No. 9754
Bluestar Office Complex
Tripureshwor, Kathmandu, Nepal
Tel.: +977-1-43101030-38
Fax: +977-1-4101034
E-mail: ntra@nta.gov.np, info@nta.gov.np
URL: www.nta.gov.np

1. Telecom Statistics at a glance (as of Bhadra, 2069, 14 September, 2012)

1.1 Available Voice Telephony Services

Services Operators	Fixed		Mobile		Others		Total
	PSTN	WLL	GSM	CDMA	LMS	GMPCS	
NDCL	629,906	126,740	6,374,534	832,864	-	-	7,964,044
UTL	-	71,432	-	-	582,205	-	653,637
NCELL	-	-	8,603,223	-	-	-	8,603,223
STM	5,199	-	-	-	155	-	5,354
NSTPL*	-	2,950	-	-	146,758	-	149,708
STPL*	598	-	-	-	418,847	-	419,445
Others	-	-	-	-	-	1,742	1,742
Total	635,703	201,122	14,977,757	832,864	1,147,965	1,742	17,797,153
	836,825		15,810,621		1,149,707		
Tele-Density							
Services					Penetration Rate %		
Fixed					3.15		
Mobile					59.67		
Others (LM, GMPCS)					4.33		
Total					67.15		

Population of Nepal 26,494,504 (Source : cbs.gov.np/ Census 2011)

* Those Operators who did not submit the data for the month of Bhadra.

1.2 Data/Internet Services

Services	Subscribers				Total
	NDCL	UTL	NCELL	ISPs	
Dialup (PSTN +ISDN)	4,473	-	-	10,547	15,022
Wireless Modem, Optical Fibre Ethernet	-	-	-	45,613	45,613
Cable Modem	-	-	-	17,981	17,981
ADSL	97,725	-	-	-	97,725
GPRS,EDGE,WCDMA	2,040,434	-	2,776,254	-	4,816,688
CDMA 1X, EVDO	119,679	80,239	-	-	199,918
Total	2,262,311	80,239	2,776,254	74,141	5,192,945
Internet Penetration Rate %					19.60

1.3 Public Call Centres (PCO)

Services	Subscribers
Rural PCO's of STM Telecom Sanchar Pvt. Ltd.	2,030
Rural PCO's of SMART Telecom Pvt. Ltd.	598
Total	2,628

Where,

NDCL- Nepal Doorsanchar Company Limited

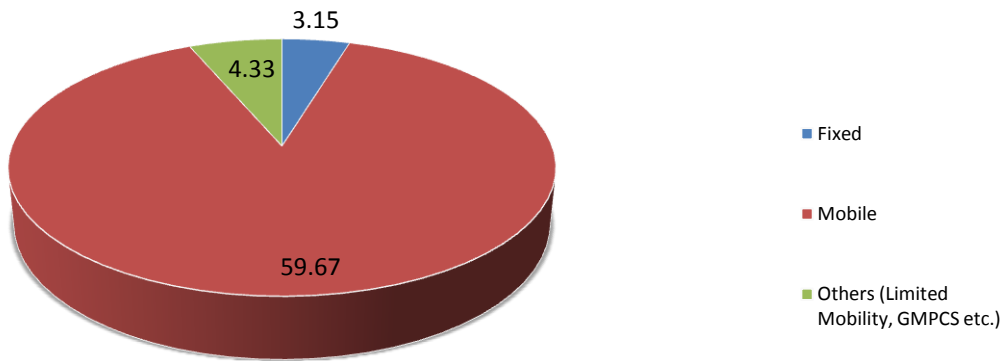
UTL- United Telecom Limited

STM- STM Telecom Sanchar Pvt. Ltd

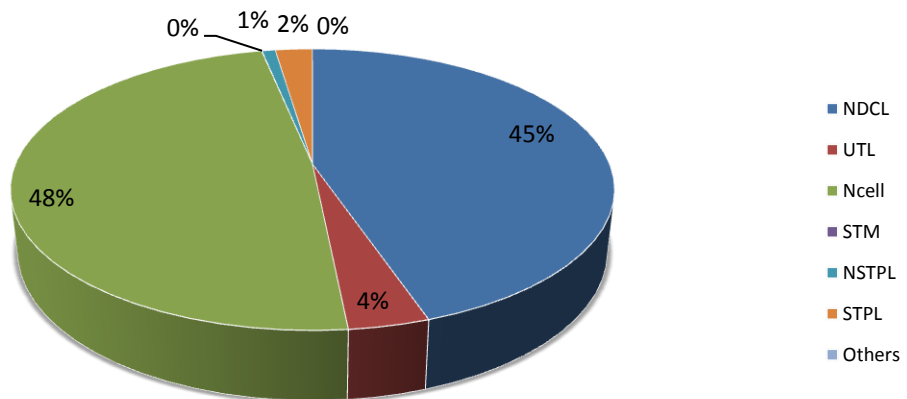
NSTPL- Nepal Satellite Telecom Pvt. Ltd

STPL- Smart Telecom Pvt. Ltd

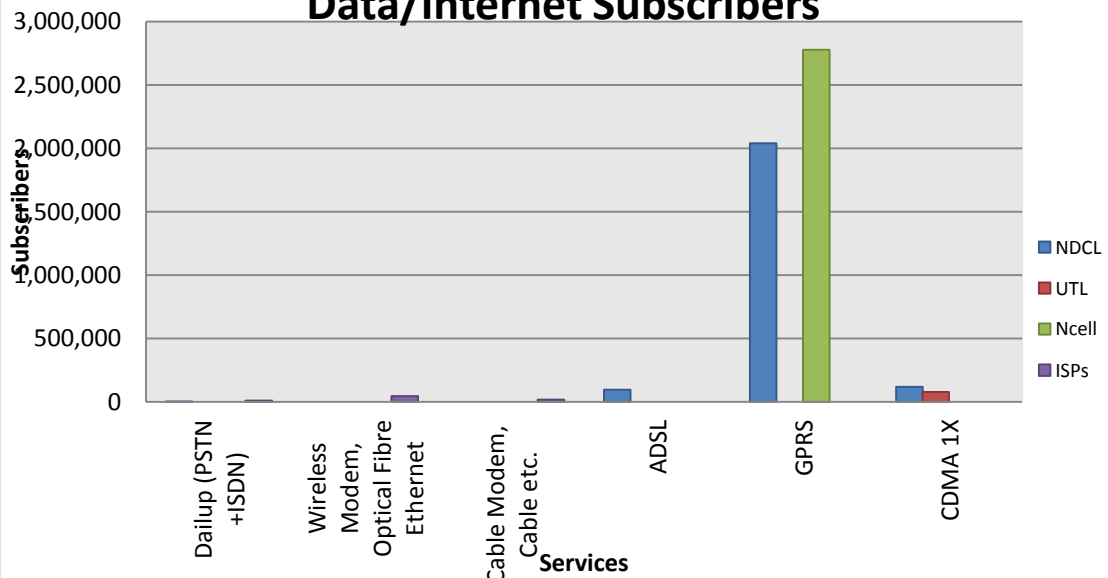
Telephone Penetration Rate



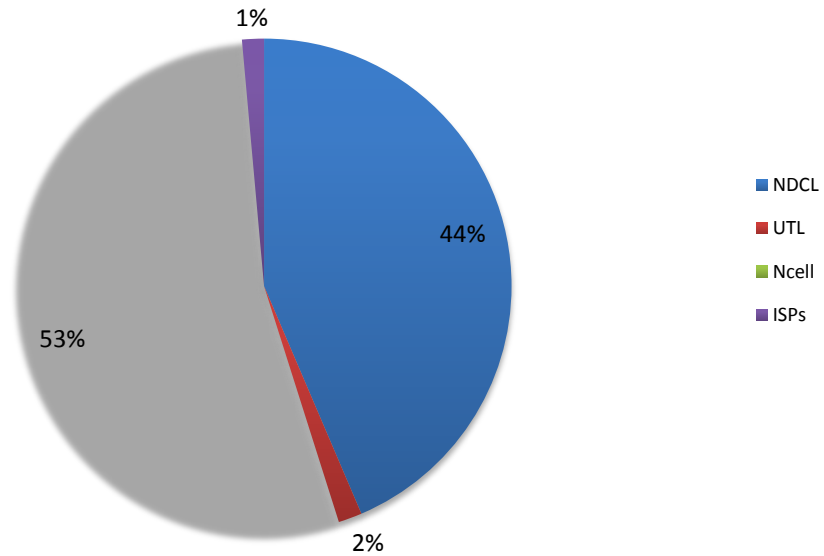
Market Share of Telephone Subscribers



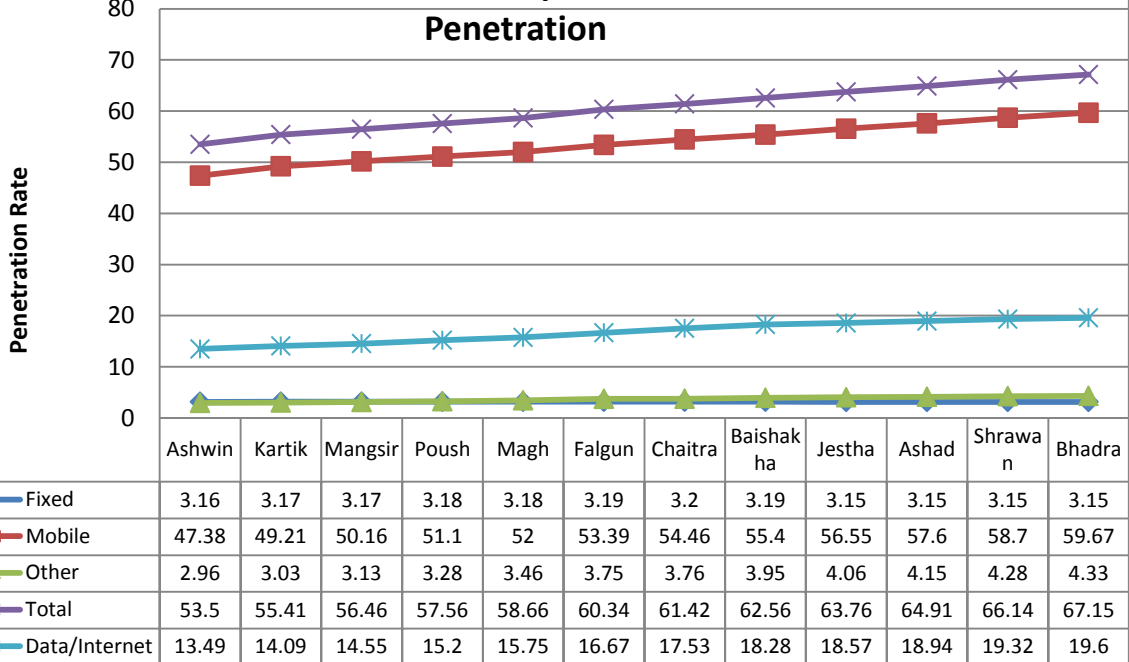
Data/Internet Subscribers



The market share of data/internet subscribers

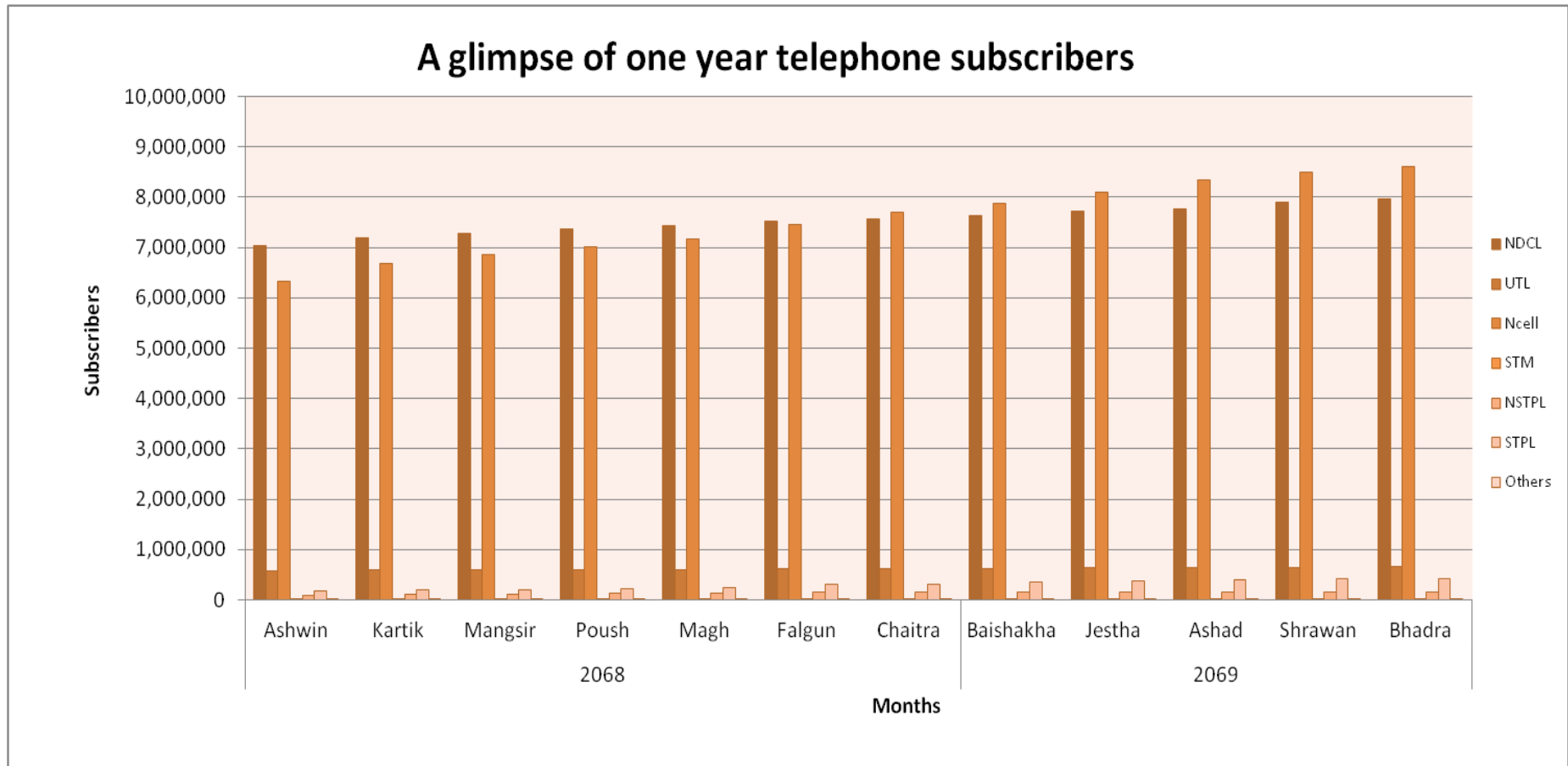


Growth Trend of Voice Telephone and Data Service



A glimpse of one year telephone subscribers

S.No.	Operators	2068							2069				
		Ashwin	Kartik	Mangsir	Poush	Magh	Falgun	Chaitra	Baishakha	Jestha	Ashad	Shrawan	Bhadra
1	NDCL	7,046,216	7,180,285	7,269,105	7,364,268	7,435,929	7,522,136	7,570,860	7,633,794	7,715,633	7,756,318	7,893,618	7,964,044
2	UTL	585,170	588,307	591,511	597,324	604,568	613,801	616,392	623,869	631,232	637,304	645,000	653,637
3	Ncell	6,334,011	6,686,871	6,851,561	7,008,777	7,178,008	7,463,071	7,699,070	7,888,010	8,101,779	8,338,065	8,492,497	8,603,223
4	STM	5,263	5,263	5,263	5,332	5,336	5,336	5,336	5,344	5,344	5,347	5,352	5,354
5	NSTPL	97,280	98,985	111,905	136,507	140,395	146,319	146,319	146,319	146,319	146,319	149,708	149,708
6	STPL	179,136	193,064	203,040	213,228	250,926	311,227	311,227	355,914	377,227	395,736	419,445	419,445
7	Others	1,742	1,742	1,742	1,742	1,742	1,742	1,742	1,742	1,742	1,742	1,742	1,742



1.4 Quality of Service Report for the Month of Bhadra, 2069 (16 August - 14 September, 2012)

Network Performance & Billing Complaints

S. No.	Parameter	Benchmark	NDCL	NCELL	UTL	STM	SMART	NSTPL
1.	Service Access Delay (in seconds)	< 15sec	NS	NS	6Sec	13 Sec	6 Sec	NS
2.	Call Set Up Success Rate (CSSR)	> 90%	NS	98.41%	98.37%	97.00%	95.70%	NS
3.	Call Drop Ratio (CDR)	< 1%	NS	0.26%	1.28%	1.50%	1.33%	NS
4.	Point of Interconnection (POI) Congestion with (National)	<1%	NS	NS		NS	11.87%	NS
	POI with NDCL		NA	21.24%	0	NS	NS	NS
	POI with NCELL		NS	NA	0	NS	NS	NS
	POI with UTL		NS	2.09%	NA	NS	NS	NS
	POI with SmartTel		NS	66.20%	NS	NS	NA	NS
	POI with STM		NS	48.66%	NS	NA	NS	NS
	POI with NSTPL		NS	75.61%	NS	NS	NS	NS
5.	Point of Interconnection (POI) Congestion with (International)	<1%	-	-	-	NS	-	-
	POI with NDCL		NA	NS	76%	NS	NS	NS
	POI with NCELL		NS	NA	100%	NS	NS	NS
	POI with UTL		NS	NS	NA	NS	NS	NS
	POI with SmartTel		NS	NS	NS	NS	NA	NS
	POI with STM		NS	NS	NS	NA	NS	NS
	POI with NSTPL		NS	NS	NS	NS	NS	NS
6.	(i) % of calls answered (electronically) IVR		-	NS		-	-	-
	Within 30 sec	80%	NS	NS	99.87%	NS	NS	NS
	Within 60 sec	90%	NS	NS		NS	NS	NS

	(ii) % of calls answered by Operator (Voice to Voice)		-	NS	91.40%	99%	-	-
	Within 60 sec	80%	NS	NS	NS	NS	85%	NS
	Within 90 sec	90%	NS	NS	NS	NS	NS	NS
7.	GOS on Air Interface	< 5% short Term	NS	NS	NS	NS	3.78%	NS
		< 10 % Long Term	NS		NS	NS	NS	NS
8.	GOS on MSC - BSC Interface	< 1 %	NS	NS	NS	NS	0	NS
9.	Billing complaints per 1000 bills issued per month	< 1 %	NS	NS	0.02	<2	NS	NS
10.	% of billing complaints cleared within a month	>99%	NS	NS	100%	100%	100%	NS

Acronyms:

- NS- No Service
- NA- Not Available
- POI- Point of interconnections
- IVR- Interactive Voice Response
- GOS- Grade of Service
- MSC- Mobile Switching Center
- BSC- Base Station Controller

1.5 Licence issued by NTA* (Existing as of Bhadra 2069, 14 August, 2012)

S.No.	Name of the Services	Number of the licensee
1.	Basic Telecommunications	3
2.	GSM Cellular Mobile	2
3.	Network Service Provider	7
4.	VSAT User	80
5.	Internet (With E-mail)	41
6.	GMPCS	2
7.	Rural Telecom	2
8.	Limited Mobility	108
9.	International Trunk Telephone	4
10.	Rural VSAT User	18
11.	Rural Internet Service Provider	6
	Total	173

* Year wise licensing activity of NTA is shown in Appendix-1

2. NTA Activities

2.1 Type Approval Certificate:

The Type Approval Certificates for 99 GSM Mobile Devices have been issued during the month of Bhadra.

2.2 Foreign Currency Recommendation: *Recommendation for Payment of Bandwidth Cost:*

NTA, pursuant to section 35 of Telecommunication Act, 1997, recommended to MOIC to avail Foreign Exchange facility to the licensees for the payment of Bandwidth cost to an aggregated amount of NRs. 406,009,290.00 in the month of Bhadra.

Recommendation for Import of Telecommunications Equipment: During the month of Bhadra recommendation for the import of Telecommunications equipment amounting to a total of NRs. **2,576,959,424.22** had been made by NTA.

2.3 License Cancellation: NA

2.4 Human Resource and Capacity Building

a) National Training, Seminar, Study and Observation Tours/Visit:

S.No.	Program	Date	Place	Participant's Name
1.	QoS Survey and Type Approval Monitoring	2069/5/27 to 2069/5/31	Pokhara, Beni	Binod Chandra Shrestha Assistant Director Jhalak Bahadur Thapa Assistant Director

b) International Training, Seminar, Study and Observation Tours/Visit:

S.No.	Program	Date	Place	Participant's Name
1.	GSM Device Intelligence Verification Workshop	2069/5/13 to 2069/5/16	New Delhi	Min Prasad Aryal Deputy Director Binod Chandra Shrestha Assistant Director Hiranya Prasad Bastakoti Assistant Director
2.	ITU- D Study Group Meetings	2069/5/23 to 2069/6/8	Geneva	Ananda Raj Khanal Director

3. NTA's Major Decisions during the month of Bhadra 2069: N/A

4. List of the members of Nepal Telecommunications Authority

S.No.	Members Name	Designation	Date of Appointment
1.	Mr. Girindra Raj Adhikari	Member	2065/09/17
2.	Mr. Mahesh Prasad Adhikari	Member	2068/11/04
3.	Mr. Anil Kumar Dhungel	Member	2068/11/04

For Details Contact :

Mr. Arjun Ghimire

Deputy Director

Mr. Sandip Adhikari

Assistant Director

Consumer and Economic Analysis Section

Bluestar Office Complex,

Tripureshwor, Kathmandu

Phone No.: +977-1-4101030-38 (Ext. 243, 224)

Fax No.: +977-1-4101034

E-mail: aghimire@nta.gov.np, sadhikari@nta.gov.np

URL: www.nta.gov.np

NTA Licensing Activity at a glance as of 15 August 2012 (End of Ashad 2069)

S. No.	Services	Fiscal Year														Existing	
		Till 056/57	057/58	058/59	059/60	060/61	061/62	062/63	063/64	064/65	065/66	066/67	067/68	068/69	Total		License Cancelled
1	Basic Telecommunication	0	1	0	1	0	0	0	0	1	0	0	0	0	3	0	3
2	GSM Mobile	1	0	0	0	0	1	0	0	0	0	0	0	0	2	0	2
3	Network Service Provider	6	1	3	0	1	0	0	2	1	0	1	0	0	15	8	7
4	VSAT User	16	8	11	15	20	6	41	7	0	6	22	0	5	160	80	80
5	Internet (with e-mail)	13	2	3	2	6	6	7	3	3	7	12	5	1	70	29	41
6	Radio Paging	6	2	0	0	0	0	0	0	0	0	0	0	0	8	8	0
7	Fax Mail	4	2	0	0	0	0	0	0	0	0	0	0	0	6	6	0
8	Video Conferencing	1	0	0	0	0	0	0	0	0	0	0	0	0	1	1	0
9	GMPCS	0	0	0	2	0	0	0	1	0	0	0	0	0	3	0	3
10	Rural Telecom	0	0	0	0	1	0	0	0	1	0	0	0	0	2	0	2
11	Limited Mobility	0	0	0	0	0	0	2	4	4	3	35	61	0	109	1	108
12	Int. Trunk Telephone	0	0	0	0	0	0	0	0	2	0	0	1	1	4	0	4
13	Rural VSAT User	0	0	0	0	0	0	0	0	1	2	5	3	5	18	0	18
14	Rural ISP	0	0	0	0	0	0	0	0	0	1	5	0	0	6	0	6
Total		47	16	17	20	28	13	50	17	13	19	80	70	12	407	133	274

Source: NTA License Section

A Glimpse of Subscriber's of Internet Service as on Bhadra, 2069

S.No.	Company Name	Dialup (PSTN +ISDN)	Wireless Modem, Optical Fiber Ethernet	Cable Modem, Cable etc.	Total
1	STM Telecom Sanchar Pvt.Ltd., Baluwatar, Kathmandu	-	127	-	127
2	Sustainable Network Pvt.Ltd. Pulchok, Lalitpur	-	109	-	109
3	Cherry World Communication P.Ltd., New Baneshwor, Kathamandu*	-	162	18	180
4	Subisu Cablenet Pvt. Ltd. Baluwatar, Kathmandu*	-	2,470	5,973	8,443
5	Fiber Online Pvt. Ltd., Jawalakhel, Lalitpur*	-	-	474	474
6	Everest Net (Pvt) Ltd. Jawalakhel, Lalitpur*	1,370	-	-	1,370
7	Namche Networks Pvt. Ltd.*	-	10	8	18
8	Pokhara Internet Pvt. Ltd., Pokhara, Kaski*	-	-	15	15
9	Broadlink Network & Communication Pvt.Ltd., Kathmandu	-	29,704	-	29,704
10	WorldLink Communications (Pvt.) Ltd. Jawalakhel, Lalitpur*	3,495	7,605	8,350	19,450
11	Surfin Pvt.Ltd., Putalisadak, Kathmandu*	-	34	-	34
12	Iplus Pvt. Ltd, Lazimpat*	-	-	76	76
13	Classic Tech Pvt. Ltd., Baneshwor, Kathamandu*	-	469	33	502
14	Square Networks Pvt. Ltd.*	-	15	3	18
15	Mitra Networkr Pvt.Ltd. Manbhawan, Lalitpur*	-	10	65	75
16	Japan Nepal Information Communication Technology, Kalikasthan*	152	-	-	152
17	Himalayan Online Services (Pvt) Ltd. Durbarmarg, Kathmandu*	-	266	653	919
18	Vianet communicatuins Pvt. Ltd., Sidhibhawan, Kathmandu*	400	569	341	1,310
19	Eastlink Technology Pvt. Ltd., Tripureshwor, Kathamandu*	-	245	-	245
20	Health Net Nepal, Jaya Bageswori, Kathmandu*	-	-	24	24
21	Mercantile Communication (Pvt). Ltd. DurbarMarg, Kathmandu*	5,130	455	818	6,403

22	Allied Net Link Technologies Pvt. Ltd., Marajgunj, Kathmandu*	-	57	-	57
23	Satelink Nepal Pvt.Ltd., Maharajgunj, Kathmandu*	-	19	70	89
24	Net Max Technologies P. Ltd, Anamnagar, Kathmandu*	-	62	43	105
25	Zentech International*	-	139	-	139
26	Eastern Networks Pvt. Ltd., Naxal, Kathmandu*	-	-	206	206
27	Web Surfer Nepal Company. System Pvt. Ltd. Naxal, Kathmandu*	0	3,050	539	3,589
28	Radius Communication Pvt.Ltd., Putalisadak, Kathmandu*	-	-	136	136
29	Netplus Technology Pvt.Ltd*	-	36	136	172
Total		10,547	45,613	17,981	74,141

* Those ISP who did not submit the data for the month of Bhadra.